

NORTH CAROLINA UTILITIES COMMISSION**REPORT ON MANDATORY COVID-19 STATE OF EMERGENCY MONTHLY REPORTING
FOR THE MONTH ENDED MARCH 31, 2021
Docket No. M-100, Sub 158****Monday, June 28, 2021**

On July 29, 2020, the North Carolina Utilities Commission (Commission) issued an order lifting the disconnection moratorium it had placed on jurisdictional utilities regulated by the Commission at the outset of the COVID-19 crisis. In addition to lifting the moratorium, the order also set minimum requirements for the establishment of repayment plans for arrearages that had occurred during the moratorium and required utilities to submit monthly monitoring reports on a range of metrics.

On September 9, 2020, the Commission issued an order finalizing the COVID-19 State of Emergency Monthly Reporting Form and excluding resellers and Class C water and wastewater public utilities from the mandatory reporting requirement.

On February 23, 2021, the Commission issued an order suspending disconnections and providing for extended special repayment plans for certain vulnerable residential customers and requiring door hanger notices. This order is applicable to the seven large electricity, natural gas, and water utilities. The order ceased customer disconnections through March 31, 2021, for nonpayment of bills for residential customers who household is eligible to receive assistance (whether funds are then available or not) from LIEAP, CIP, or the North Carolina Housing Opportunities and Prevention of Evictions (NC HOPE) Program. The order required through March 31, 2020, service disconnect door-hangers be placed at all residences within 24 to 36 hours prior to disconnection, advising residential customers of their options to avoid disconnection. The order provided for extended special repayment plans (no fewer than 18 months) for residential customers who household is eligible to receive assistance (whether funds are then available or not) from LIEAP, CIP, or the North Carolina Housing Opportunities and Prevention of Evictions (NC HOPE) Program.

On March 23, 2021, the Commission issued an order extending the door hanger notice requirement which is applicable to the seven large electricity, natural gas, and water utilities. The order extends through June 30, 2021, the requirement that DEC, DEP, DENC, PNG, PSNC, CWS, and Aqua to place a service disconnect door hanger at all residences within 24 to 36 hours prior to disconnection and advises residential customers of their options to avoid disconnection.

For the period March 1, 2021, through March 31, 2021, 40 utilities submitted reports (see Appendix A for a full list of utilities submitting reports). Of the 40 utilities that reported, five are electricity providers, three are natural gas providers, and 32 are providers of water and/or wastewater services.

Accounts Past Due

The reporting jurisdictional utilities reported that, as of March 31, 2021, an aggregate of \$168,452,631 in residential and nonresidential customer arrearages were 30 or more days past due (\$22,451,674 less than the amount of arrears reported as of February 28, 2021). Of the reported amount this month, approximately 79.1% or \$133,278,390 is attributable to the three largest investor-owned electric utilities - Duke Energy Carolinas, LLC (DEC), Duke Energy

Progress, LLC (DEP, and collectively with DEC, Duke Energy), and Virginia Electric and Power Company d/b/a Dominion Energy North Carolina. Table 1 shows a summary of arrearages and past due accounts for each type of utility service.

Utility Service Provided	Number of Utilities Responding	Active Customer Accounts	Number of Past Due Accounts	Percent Past Due	Total Amount Past Due ¹
Electricity	5	4,009,684	474,463	11.8%	\$133,440,347
Natural Gas	3	1,411,505	145,765	10.3%	\$32,753,999
Water and Wastewater	32	193,446	21,019	10.9%	\$2,258,286

As of March 31, 2021, electric utilities reported that 474,463 (11.8%) of their accounts were past due, and natural gas utilities reported that 145,765 (10.3%) of their accounts were past due. As of March 31, 2021, utilities providing water and/or wastewater services reported that 21,019 (10.9%) of their accounts were past due.

Disconnections, Reconnections, and Payment Plans

As of March 31, 2021, utilities reported carrying out 1,853 disconnections² during the month of March. Utilities reported that 177,291 residential accounts were on payment plans with the majority of these being reported by DEC and DEP.

Trends and Future Outlook

As of March 31, 2021, many customers are behind on their bills, but that trend has declined on average over time with most utilities experiencing 8% - 12% of their overall accounts past due. Average arrearages vary in trend over time based on industry and size. Average arrearages on past due accounts at the end of the month is decreasing for the natural gas industry and remaining the same for the electric industry and for the larger water and sewer providers in March 2021. Repayment plan enrollment increased from October 2020 through February 2021 for the electric service providers and natural gas service providers but decreased from February 2021 to March 2021. For the large water and sewer service providers, repayment plan enrollment decreased from January 2021 to February 2021 but remained the same from February 2021 to March 2021. The percentage of customers enrolling remains low. There are more enrolled in electric than in the other sectors, but in March 2021 fewer than 4% of electric customers are enrolled. The average balance on repayments plans has decreased from October 2020 to March 2021 for electric providers but has increased from January 2021 to March 2021 for the natural gas and large water and sewer providers. Disconnections were nearly non-existent in August 2020 and September 2020, increasing somewhat in October 2020 and more drastically in November 2020. From November 2020 through March 2021, the percentage of accounts disconnected for non-payment has decreased on average for the electric and natural gas utility providers. The large water and sewer providers saw a sharp decrease in disconnections from December 2020 to February 2021, but the disconnections have increased from February 2021 to March 2021. The majority of disconnections ended up being reconnected (and most within 24 hours). The net

¹ The survey form defined past due amounts as unpaid balances 30 days and older.

² This total does not include accounts that were disconnected and reconnected within 24 hours.

number of customers disconnected and not reconnected from February 2021 to March 2021 decreased on average for the electric and natural gas group but increased on average for the larger water and sewer groups. (These trends can be seen on the graphs shown in Appendix B that were produced by the UNC School of Government - Environmental Finance Center.)

Additional Information

This report, as well as the raw data reported by the jurisdictional utilities, will be filed in NCUC Docket No. M-100, Sub 158, which is publicly available on the Commission's website: www.ncuc.net. Please contact Ellen Burns at eburns@ncuc.net if you have any questions or if you would like to be provided with any additional information.

Appendix A

	Utility Service Provider Name	Utility Service
1	904 Georgetown Treatment Plant, LLC	Water and/or Wastewater
2	A & D Water Service, Inc.	Water and/or Wastewater
3	Albemarle Plantation Utility Company, Inc.	Water and/or Wastewater
4	Aqua North Carolina, Inc.	Water and/or Wastewater
5	Bay Tree Utility Company	Water and/or Wastewater
6	Beacons Reach Master Association, Inc.	Water and/or Wastewater
7	Carolina Water Service, Inc. of North Carolina	Water and/or Wastewater
8	Clarke Utilities, Inc.	Water and/or Wastewater
9	Corriher Water Service	Water and/or Wastewater
10	Cross-State Development Corporation	Water and/or Wastewater
11	Dominion Energy North Carolina	Electric
12	Duke Energy Carolinas, LLC	Electric
13	Duke Energy Progress, LLC	Electric
14	Enviro-Tech of North Carolina, Inc.	Water and/or Wastewater
15	Fearrington Utilities	Water and/or Wastewater
16	Frontier Natural Gas Company	Natural Gas
17	Gensinger; John	Water and/or Wastewater
18	GGCC Utility, Inc.	Water and/or Wastewater
19	Ginguite Woods Water Reclamation Association, Inc.	Water and/or Wastewater
20	HH Water, LLC	Water and/or Wastewater
21	Harrco Utility Corporation	Water and/or Wastewater
22	JL Golf Management, LLC	Water and/or Wastewater
23	KRJ, Inc.	Water and/or Wastewater
24	Lake Junaluska Assembly, Inc.	Water and/or Wastewater
25	Meadowland Development, LLC	Water and/or Wastewater
26	MECO Utilities, Inc.	Water and/or Wastewater
27	New River Light and Power Company	Electric
28	Old North State Water Company, LLC	Water and/or Wastewater
29	Old North Utility Services, Inc.	Water and/or Wastewater
30	Piedmont Natural Gas Company, Inc.	Natural Gas
31	Pine Island Currituck, LLC	Water and/or Wastewater
32	Pluris Hampstead, LLC	Water and/or Wastewater
33	Pluris Webb Creek, LLC	Water and/or Wastewater
34	Pluris, LLC	Water and/or Wastewater
35	Public Service Company of North Carolina, Inc.	Natural Gas
36	Sandler Utilities At Mill Run LLC	Water and/or Wastewater
37	Scientific Water and Sewerage Corporation	Water and/or Wastewater
38	Total Environmental Solutions, Inc	Water and/or Wastewater
39	Water Quality Utilities, Inc.	Water and/or Wastewater
40	Western Carolina University	Electric

Appendix B

The Impact of COVID 19 on Commission Regulated Utilities



The Impact of COVID 19 on Commission Regulated Utilities

June 28, 2021

SUMMARY OF NCUC COVID-19 RESPONSE

- **March 10, 2020:** Governor Cooper issues Executive Order (EO) No. 116 declaring state of emergency to coordinate response and protective actions to prevent the spread of COVID-19
- **March 19, 2020:** NCUC issues Order Suspending Utility Disconnections for Non-Payment, Allowing Reconnection, and Waiving Certain Fees
- **March 31, 2020:** Governor Cooper issues EO No. 124 prohibiting utilities – including electric, gas, water and wastewater services – from disconnecting customers unable to pay during the COVID-19 pandemic and from collecting fees, penalties, or interest for late payments. EO No. 124 also required public utilities to report implementation information weekly to the Commission.
- **May 30, 2020:** Governor Cooper issues EO No. 142 extending the disconnect moratorium until 11:59 pm on July 29, 2020, and required public utilities to continue to report implementation information to the Commission, now on a monthly basis.
- **July 29, 2020:** NCUC issues Order Lifting Disconnection Moratorium and Allowing Collection of Arrearages Pursuant to Special Repayment Plans in Docket No. M-100, Sub 158; EO No. 124 expires
 - Resumes customer disconnections beginning on September 1, 2020, for bills mailed after September 1st and pursuant to existing notice requirements
 - Late fee moratorium remains in effect “through the end of the State of Emergency or until further order of the Commission”
 - Allows collection of arrearages pursuant to repayment plans (12 months unless a customer agrees to fewer)
 - Encourages leniency during the state of emergency
- **September 9, 2020:** NCUC finalizes COVID-19 State of Emergency Monthly Reporting Form, which all jurisdictional electric, natural gas, water, and wastewater public utilities, excluding resellers and Class C water and wastewater public utilities, must submit to the Commission on a monthly basis

SUMMARY OF NCUC COVID-19 RESPONSE

- **On February 23, 2021:** NCUC issues Order Suspending Disconnections and Providing for Extended Special Repayment Plans for Certain Vulnerable Residential Customers and Requiring Door Hanger Notices in Docket No. M-100, Sub 158
 - Applicable to seven large electricity, natural gas, and water utilities
 - Ceases customer disconnections through March 31, 2021, for nonpayment of bills for residential customers who household is eligible to receive assistance (whether funds are then available or not) from LIEAP, CIP, or the North Carolina Housing Opportunities and Prevention of Evictions (NC HOPE) Program
 - Requires through March 31, 2020, service disconnect door-hangers be placed at all residences within 24 to 36 hours prior to disconnection, advising residential customers of their options to avoid disconnection
 - Provides for Extended Special Repayment Plans (no fewer than 18 months) for residential customers who household is eligible to receive assistance (whether funds are then available or not) from LIEAP, CIP, or the North Carolina Housing Opportunities and Prevention of Evictions (NC HOPE) Program
- **On March 23, 2021:** NCUC issues Order Extending Door Hanger Notice Requirement in Docket No. M-100, Sub 158
 - Applicable to seven large electricity, natural gas, and water utilities
 - Extends through June 30, 2021, the requirement that DEC, DEP, DENC, PNG, PSNC, CWS, and Aqua place a service disconnect door hanger at all residences within 24 to 36 hours prior to disconnection, advising residential customers of their options to avoid disconnection
- **On April 5, 2021:** NCUC issues Order Reinstating Limited Residential Disconnection Moratorium
 - Applicable to seven large electricity, natural gas, and water utilities
 - Reinstates the Limited Residential Disconnection Moratorium effective immediately through June 30, 2021
 - Requires the Public Staff to file a monthly report regarding the total complaints by utility
 - Requires DEC and DEP to file comments, by no later than April 20, 2021
 - Solicits comments, to be filed by no later than June 15, 2021, responsive to the comments filed by DEC and DEP, and also regarding the progress of the public health and economic recovery and whether further extension of the Limited Residential Disconnection Moratorium is necessary



COVID-19 STATE OF EMERGENCY MONTHLY REPORTING TRENDS

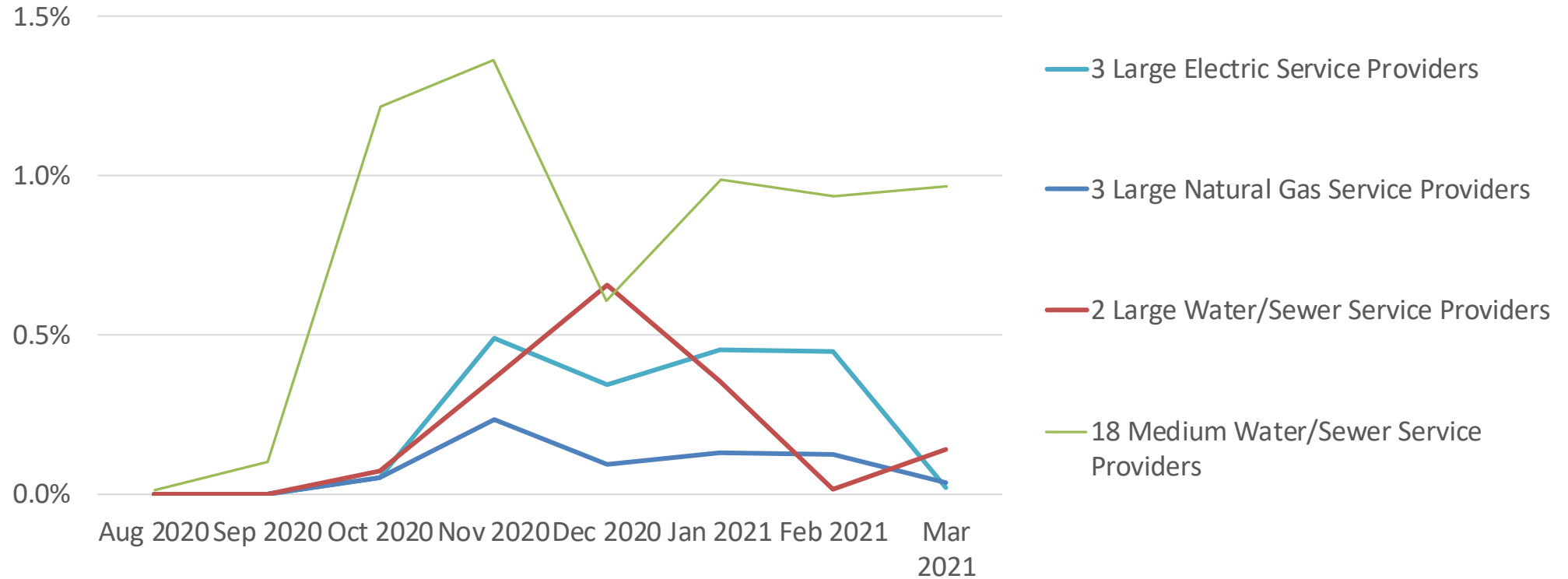
IMPACTS OF COVID-19 ON REGULATED UTILITIES AND CUSTOMERS

- Many customers are behind on their bills, but that trend has declined on average over time with most utilities experiencing 8% - 12% of their overall accounts past due.
- The average arrearages vary in trend over time based on industry and size.
- Average arrearages on past due accounts at the end of the month is decreasing for the natural gas industry and remaining the same for the electric industry and for the larger water and sewer providers in March 2021.
- Repayment plan enrollment increased from October 2020 through February 2021 for the electric service providers and natural gas service providers but decreased from February 2021 to March 2021. For the large water and sewer service providers, repayment plan enrollment decreased from January 2021 to February 2021 but remained the same from February 2021 to March 2021. The percentage of customers enrolling remains low. There are more enrolled in electric than in the other sectors, but in March 2021 fewer than 4% of electric customers are enrolled.
- The average balance on repayments plans has decreased from October 2020 to March 2021 for electric providers but has increased from January 2021 to March 2021 for the natural gas and large water and sewer providers.
- Disconnections were nearly non-existent in August 2020 and September 2020, increasing somewhat in October 2020 and more drastically in November 2020. From November 2020 through March 2021, the percentage of accounts disconnected for non-payment has decreased on average for the electric and natural gas utility providers. The large water and sewer providers saw a sharp decrease in disconnections from December 2020 to February 2021, but the disconnections have increased from February 2021 to March 2021. The majority of disconnections ended up being reconnected (and most within 24 hours).
- The net number of customers disconnected and not reconnected from February 2021 to March 2021 decreased on average for the electric and natural gas group but increased on average for the larger water and sewer groups.



CUSTOMER DISCONNECTIONS

Percentage of Accounts Disconnected for Non-Payment (including Reconnected Accounts)



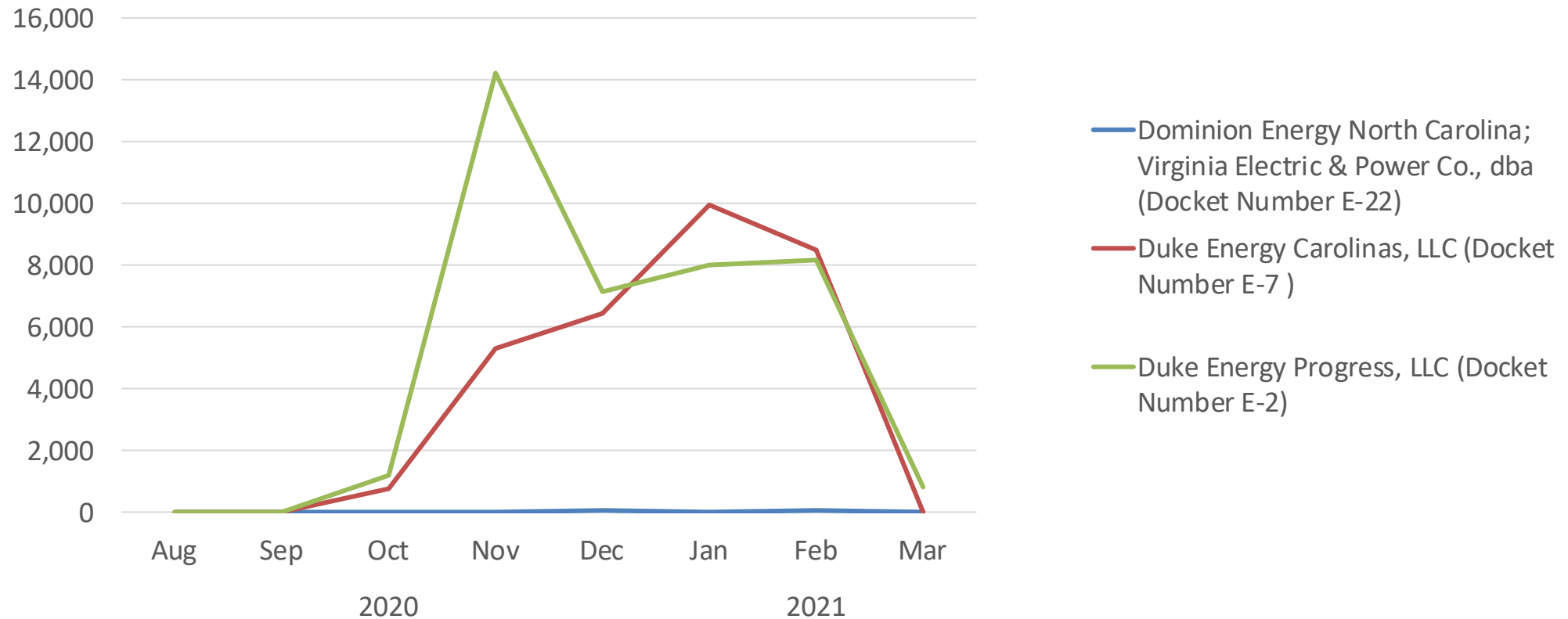
Source: Data reported by the utility service providers to the North Carolina Utilities Commission. Includes only utilities that reported data every single month since August 2020.



DISCONNECTIONS BY ELECTRIC UTILITIES



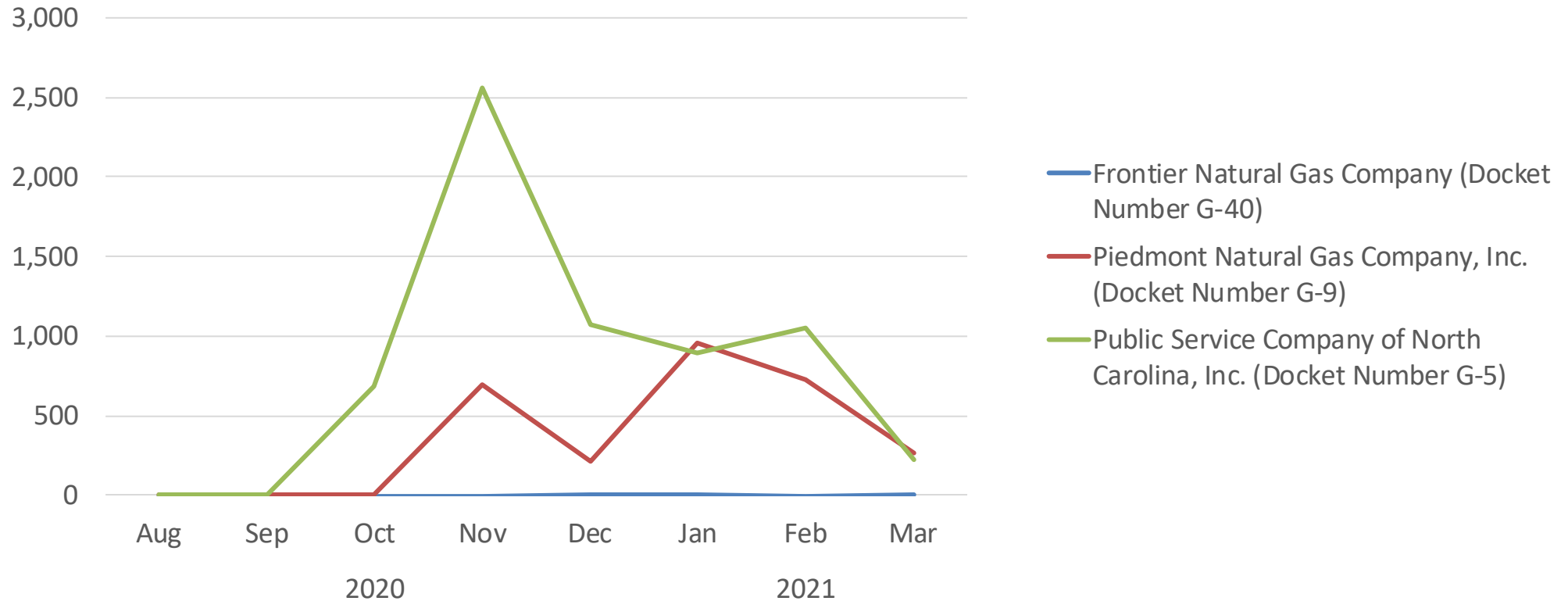
Number of Accounts Disconnected for Non-Payment (Including Reconnected Accounts)



Source: Data reported by the utility service providers to the North Carolina Utilities Commission.

DISCONNECTIONS BY NATURAL GAS UTILITIES

Number of Accounts Disconnected for Non-Payment (Including Reconnected Accounts)

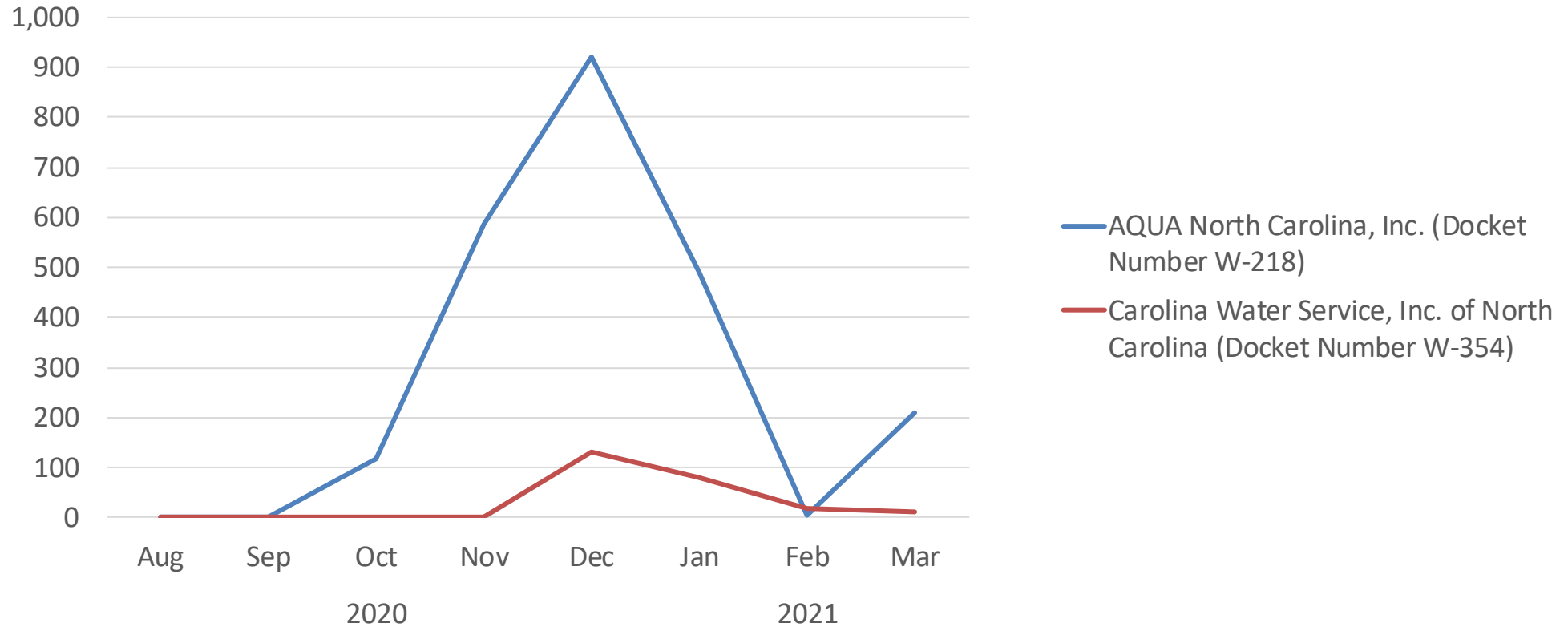


Source: Data reported by the utility service providers to the North Carolina Utilities Commission.



DISCONNECTIONS BY WATER & WASTEWATER UTILITIES – LARGEST 2 COMPANIES

Number of Accounts Disconnected for Non-Payment (Including Reconnected Accounts)



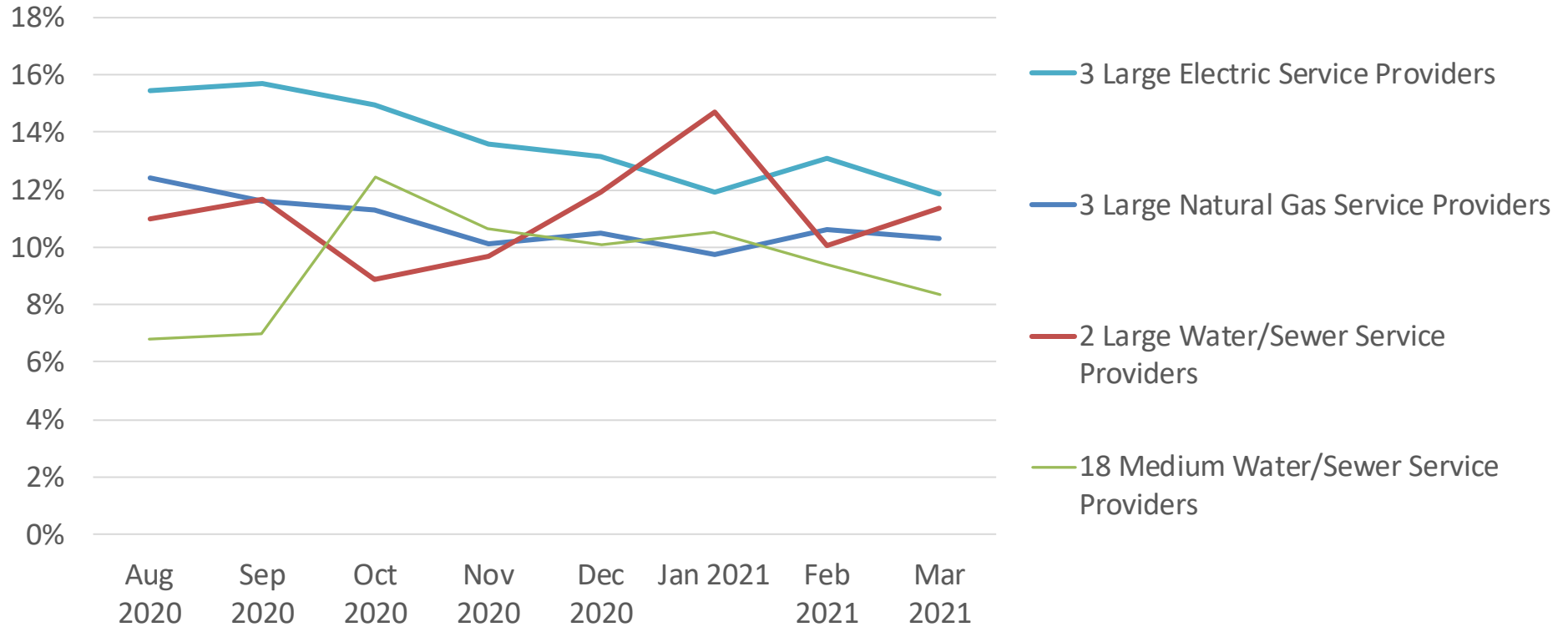
Source: Data reported by the utility service providers to the North Carolina Utilities Commission.



ARREARAGES

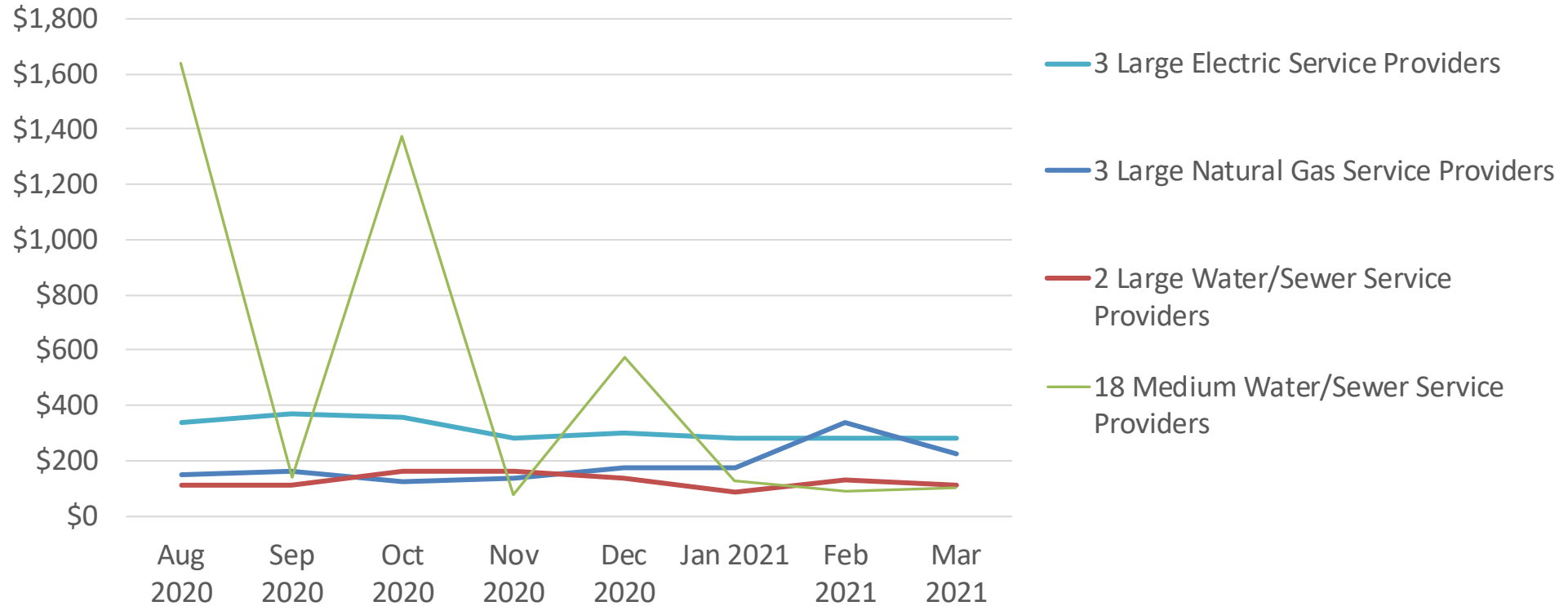


Percentage of Accounts Considered Past Due at the End of the Month



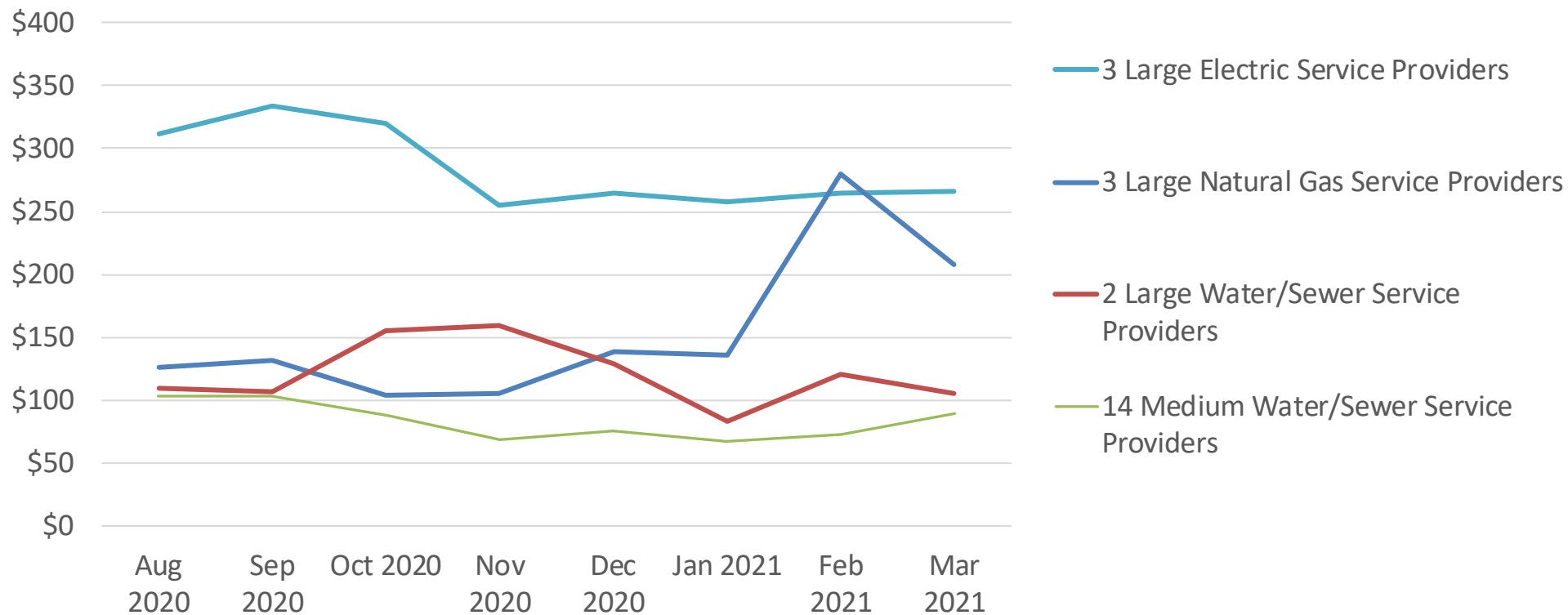
Source: Data reported by the utility service providers to the North Carolina Utilities Commission. Includes only utilities that reported data every single month since August 2020.

Average Arrears on Past Due Accounts at the End of the Month



Source: Data reported by the utility service providers to the North Carolina Utilities Commission. Includes only utilities that reported data every single month since August 2020.

Average Arrears on Past Due Accounts at the End of the Month: Residential Accounts

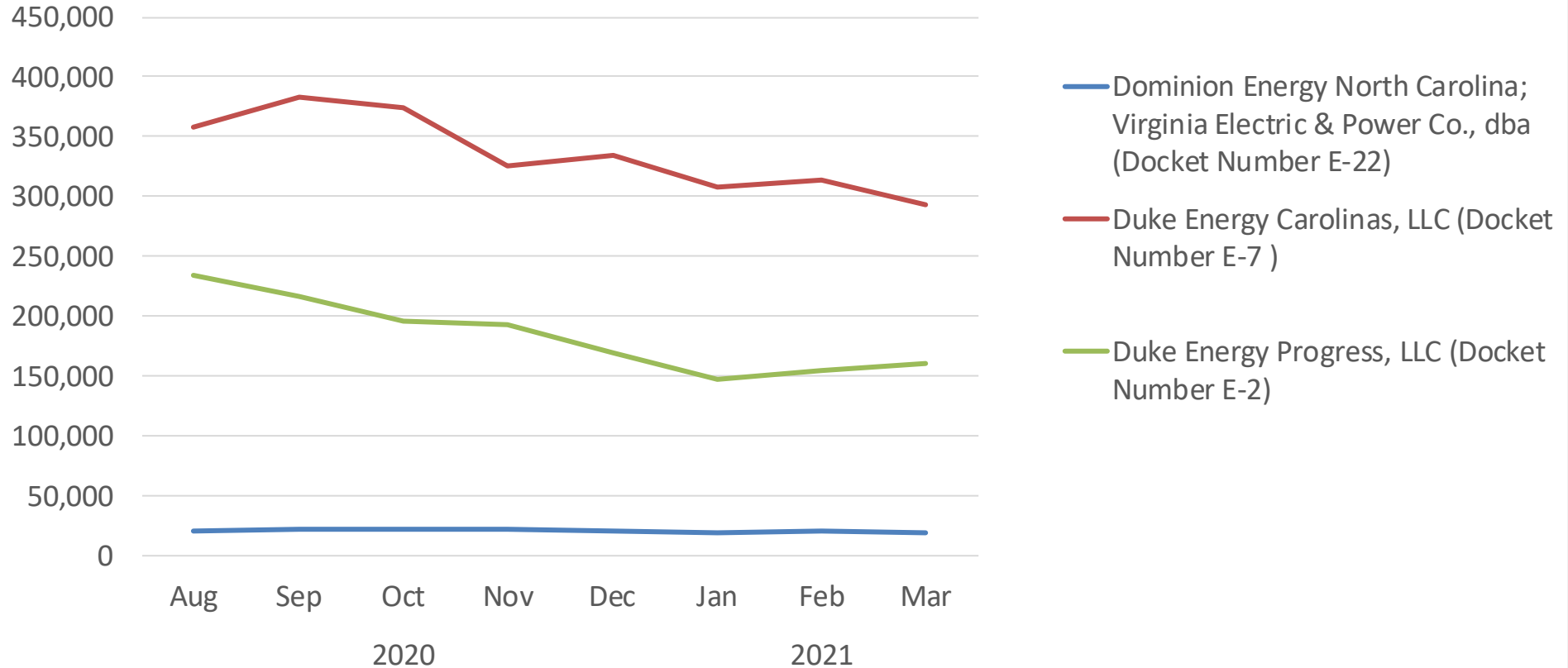


Source: Data reported by the utility service providers to the North Carolina Utilities Commission. Includes only utilities that reported data every single month since August 2020.



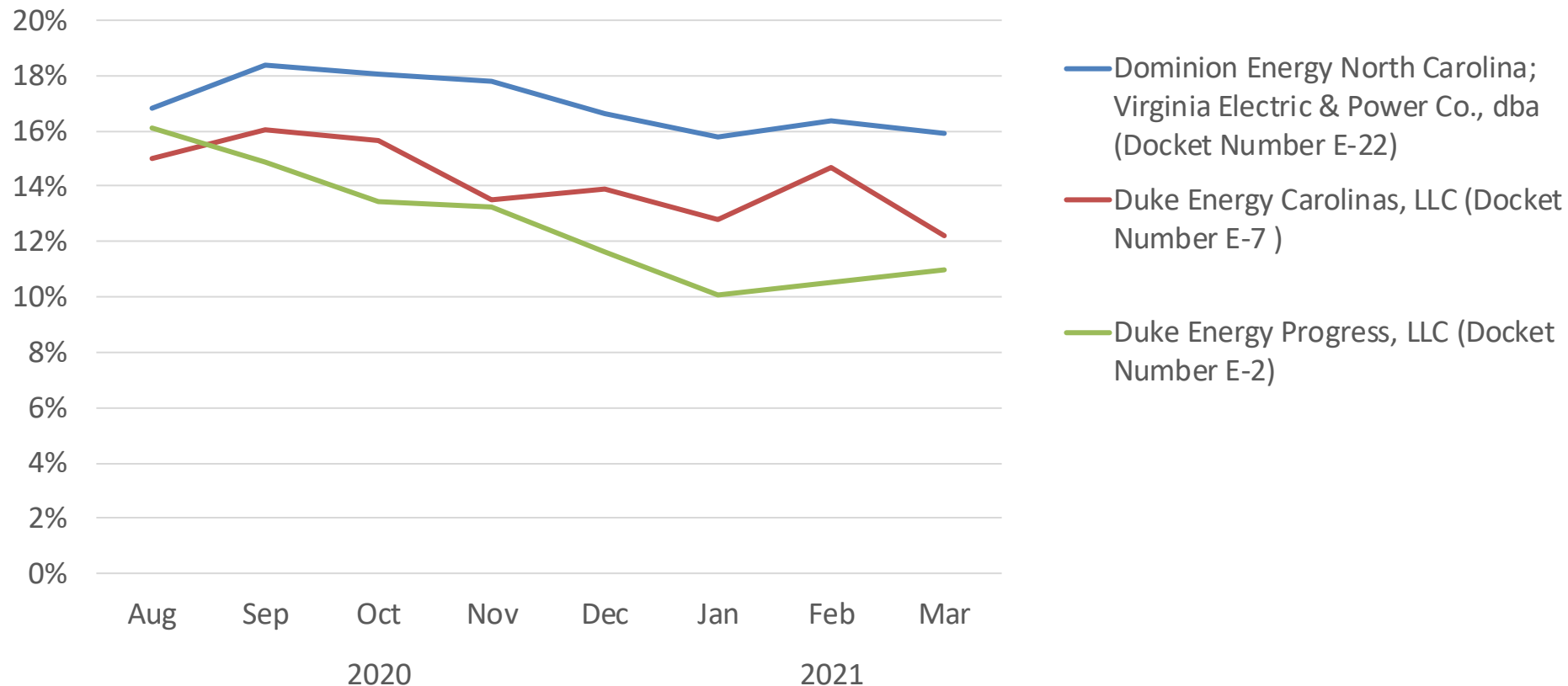
ELECTRIC UTILITY ARREARAGES

Number of Accounts Considered Past Due at the End of the Month



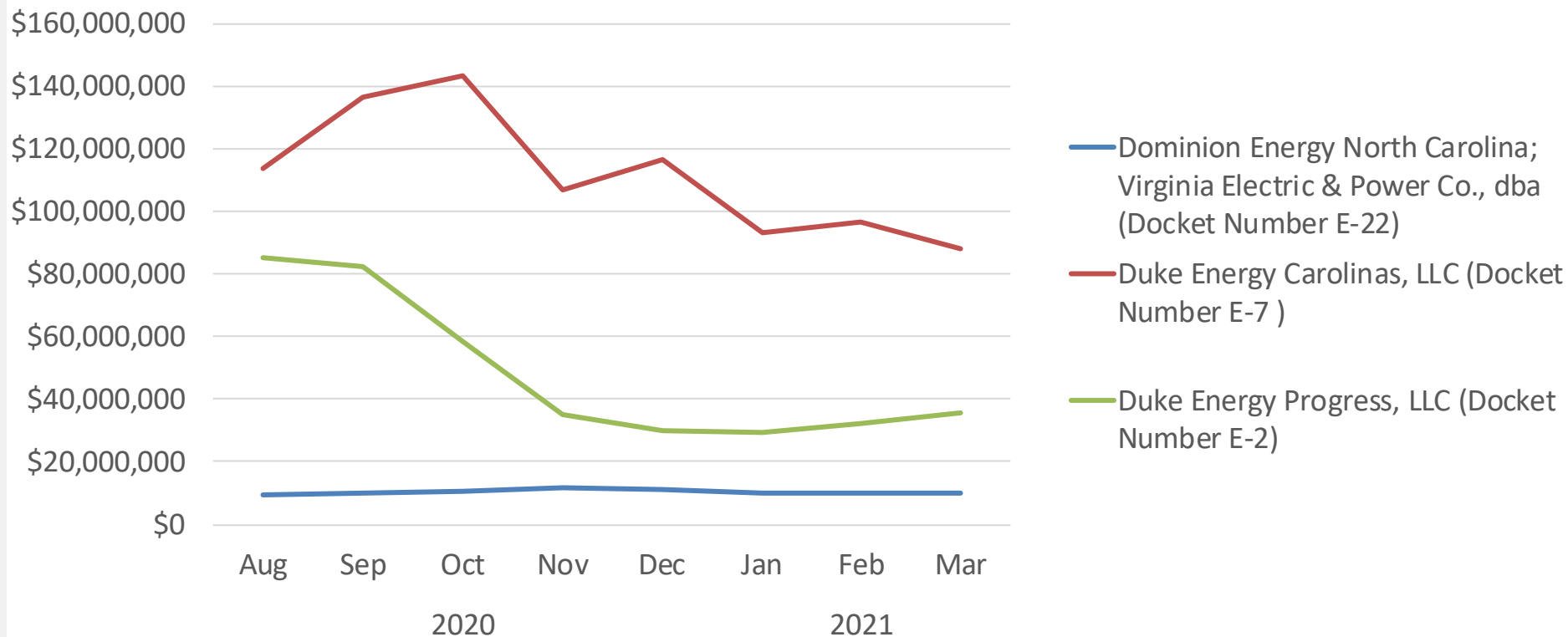
Source: Data reported by the utility service providers to the North Carolina Utilities Commission.

Percentage of Accounts Considered Past Due at the End of the Month



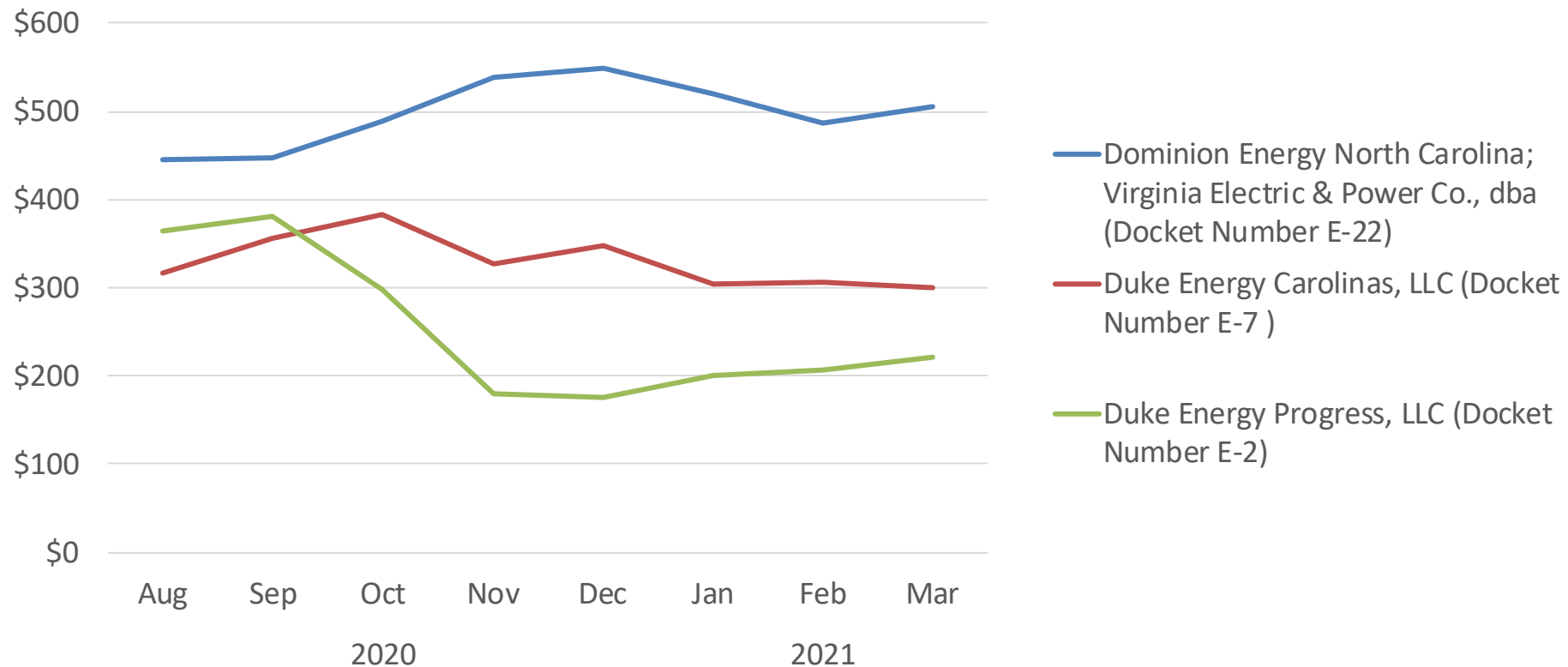
Source: Data reported by the utility service providers to the North Carolina Utilities Commission.

Total Arrears at Least 30 Days Past Due at the End of the Month



Source: Data reported by the utility service providers to the North Carolina Utilities Commission.

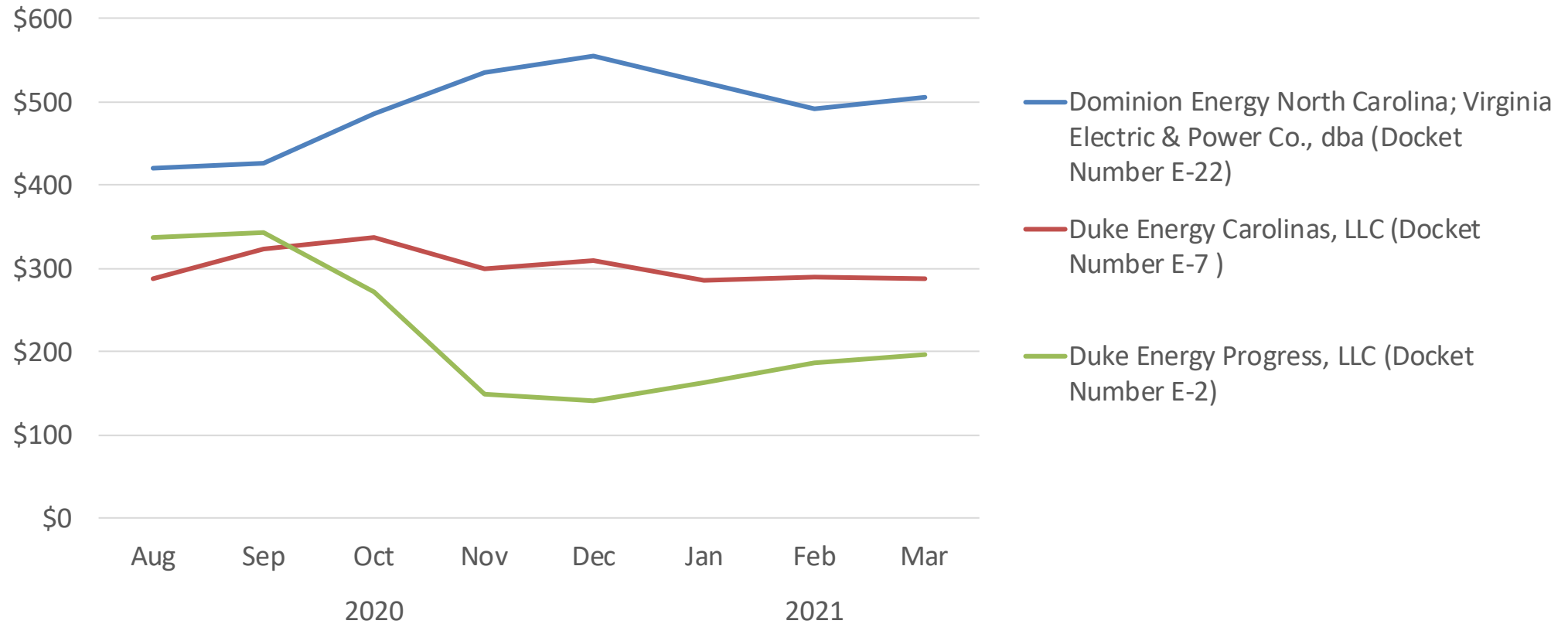
Average Arrears on Past Due Accounts at the End of the Month



Source: Data reported by the utility service providers to the North Carolina Utilities Commission.



Average Arrears on Past Due Accounts at the End of the Month: Residential Accounts Only



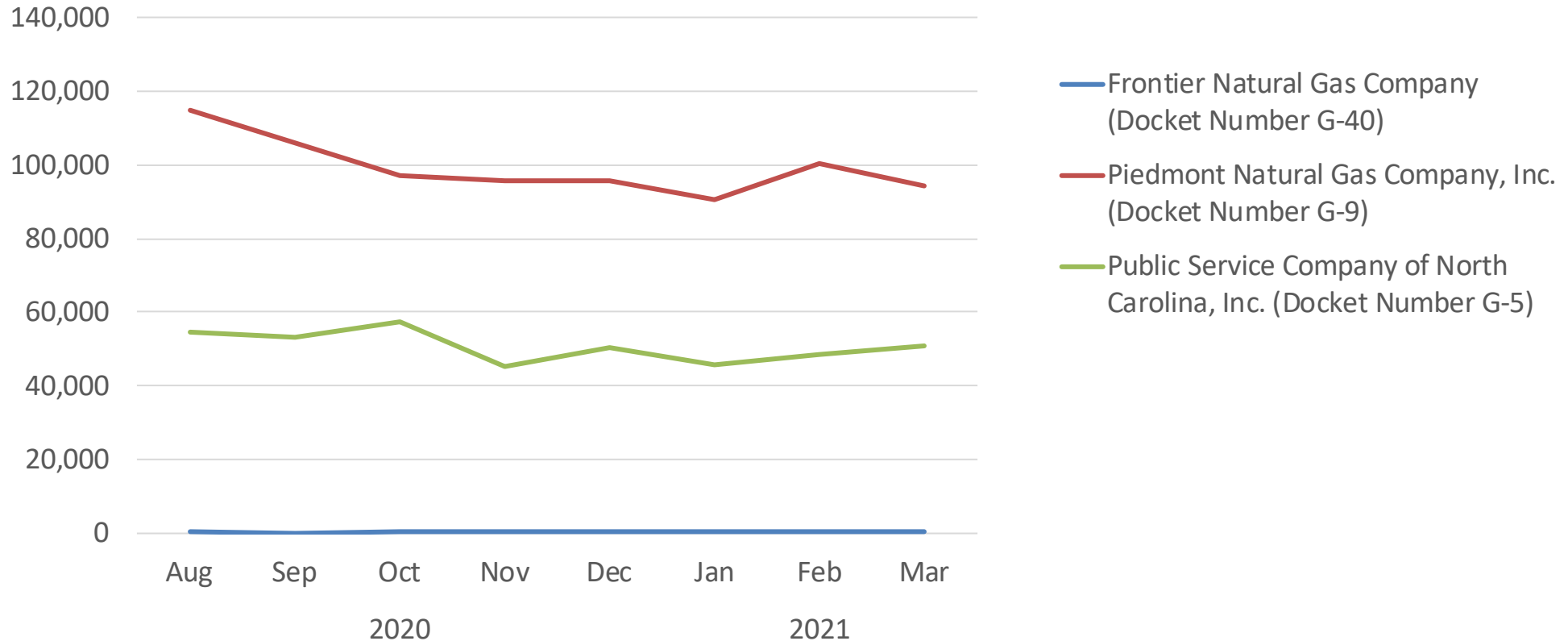
Source: Data reported by the utility service providers to the North Carolina Utilities Commission.



NATURAL GAS UTILITY ARREARAGES

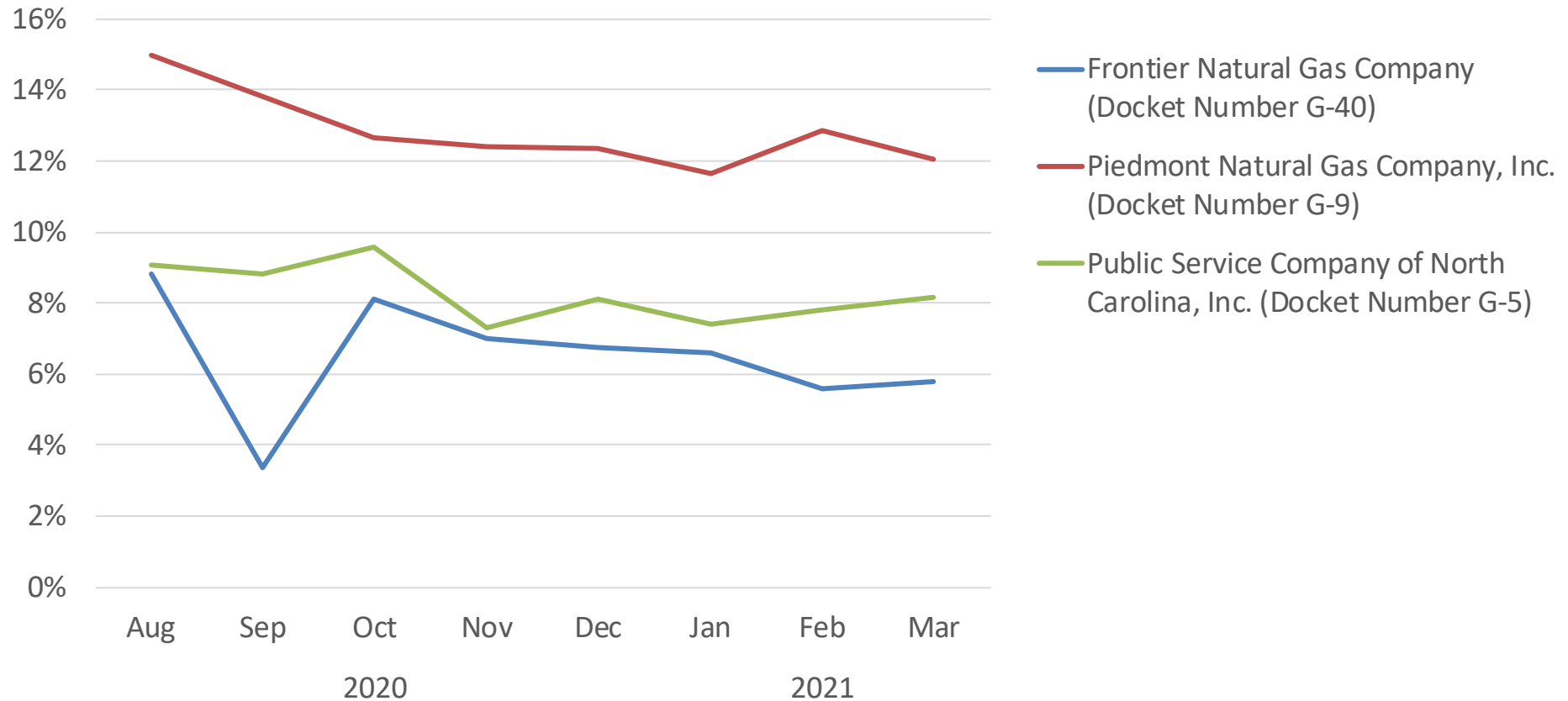


Number of Accounts Considered Past Due at the End of the Month



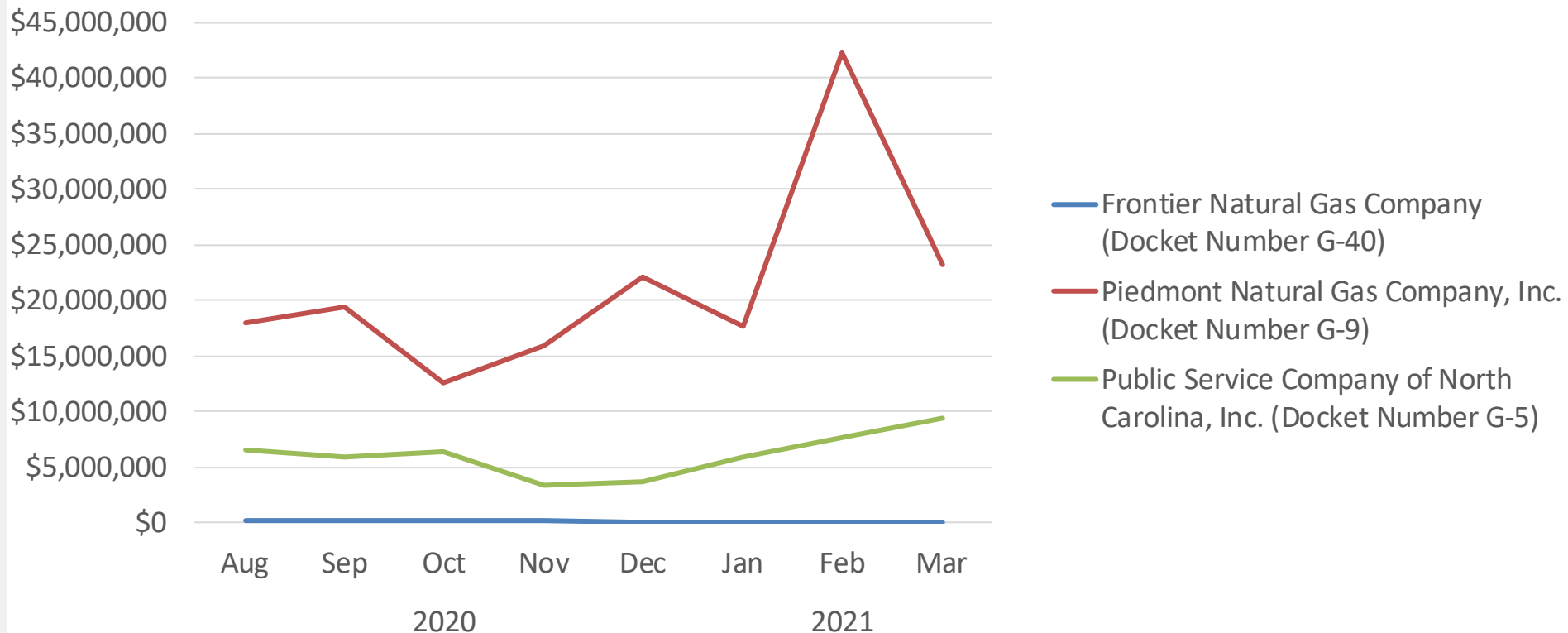
Source: Data reported by the utility service providers to the North Carolina Utilities Commission.

Percentage of Accounts Considered Past Due at the End of the Month



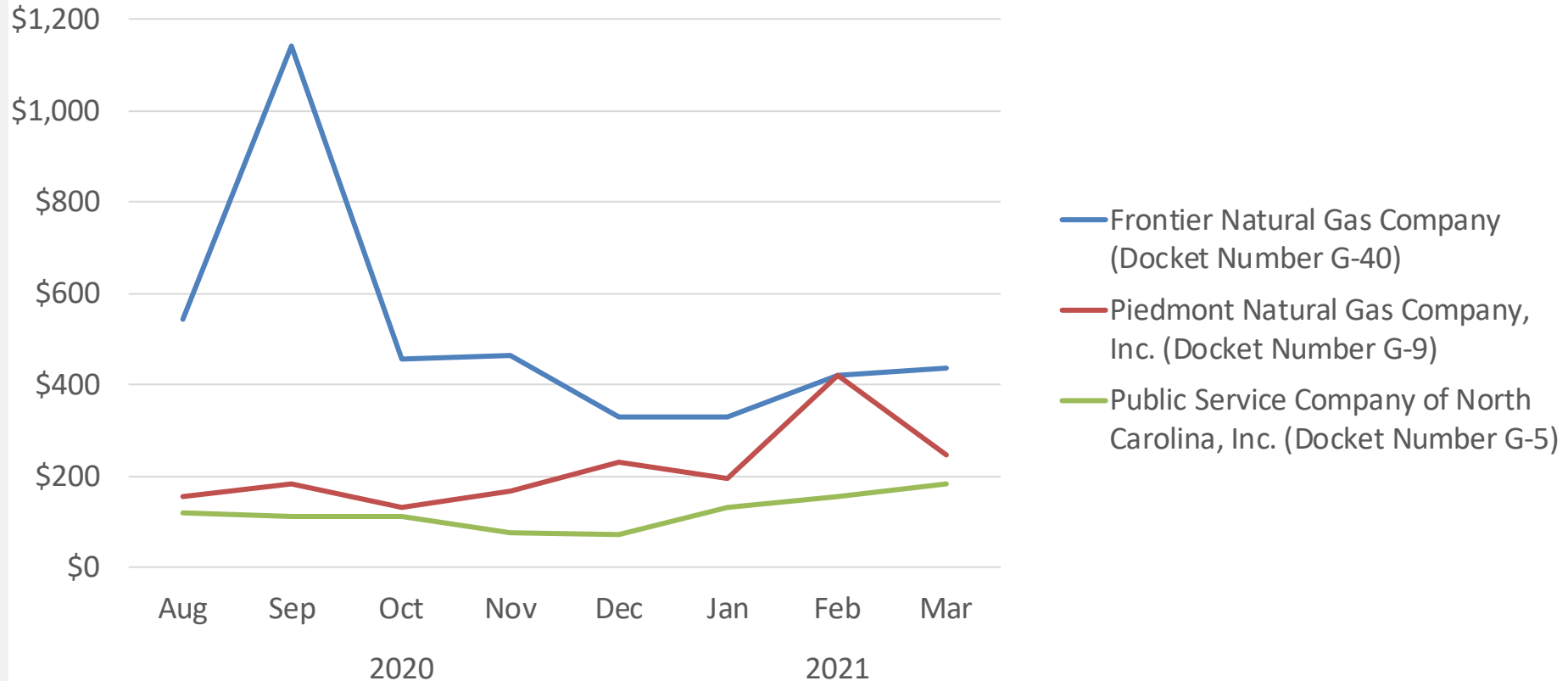
Source: Data reported by the utility service providers to the North Carolina Utilities Commission.

Total Arrears at Least 30 Days Past Due at the End of the Month



Source: Data reported by the utility service providers to the North Carolina Utilities Commission.

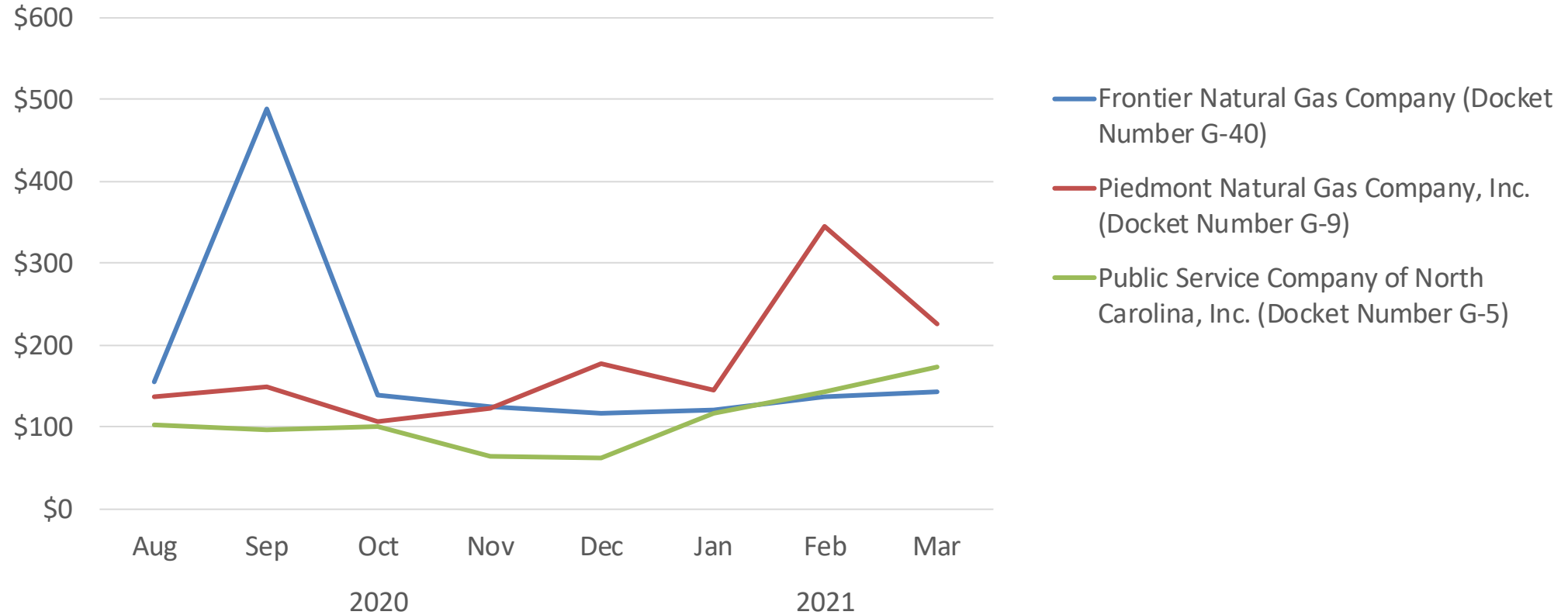
Average Arrears on Past Due Accounts at the End of the Month



Source: Data reported by the utility service providers to the North Carolina Utilities Commission.



Average Arrears on Past Due Accounts at the End of the Month: Residential Accounts Only



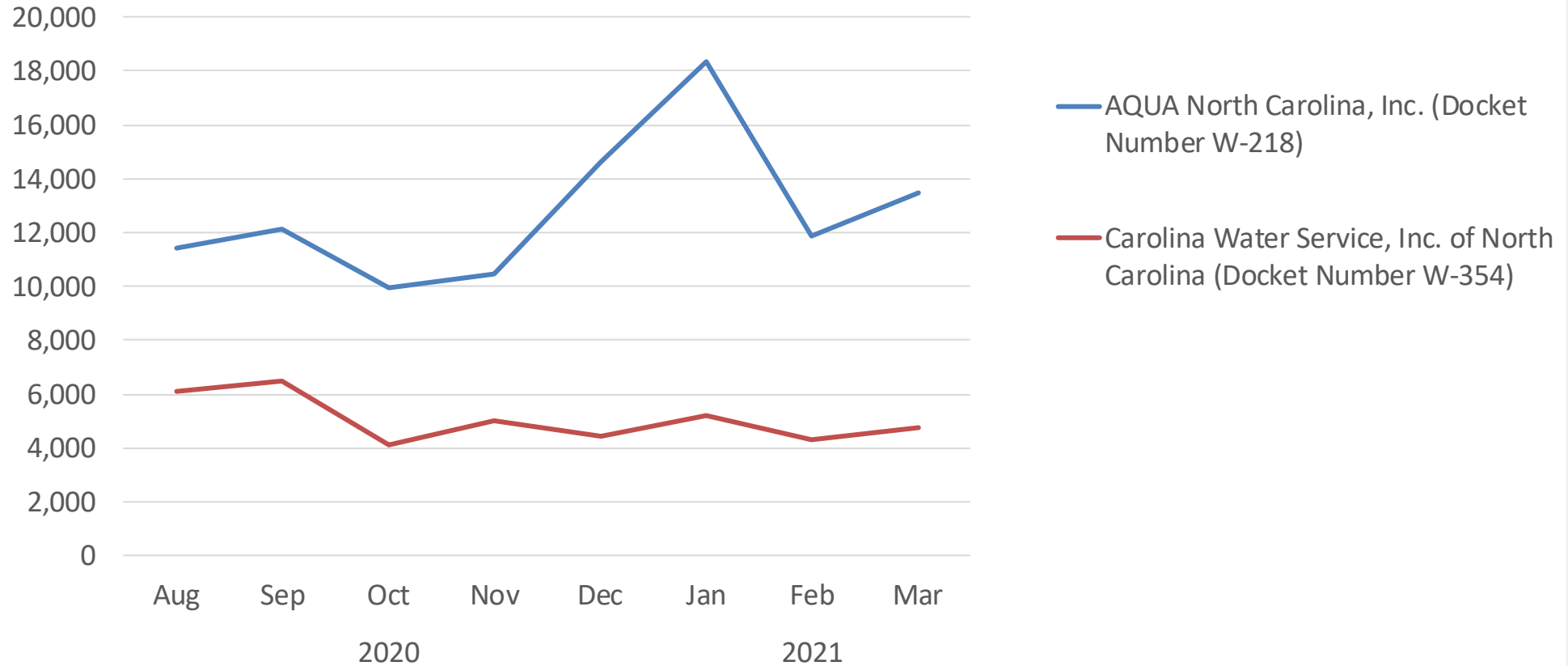
Source: Data reported by the utility service providers to the North Carolina Utilities Commission.



WATER & WASTEWATER UTILITY ARREARAGES - LARGEST 2 COMPANIES



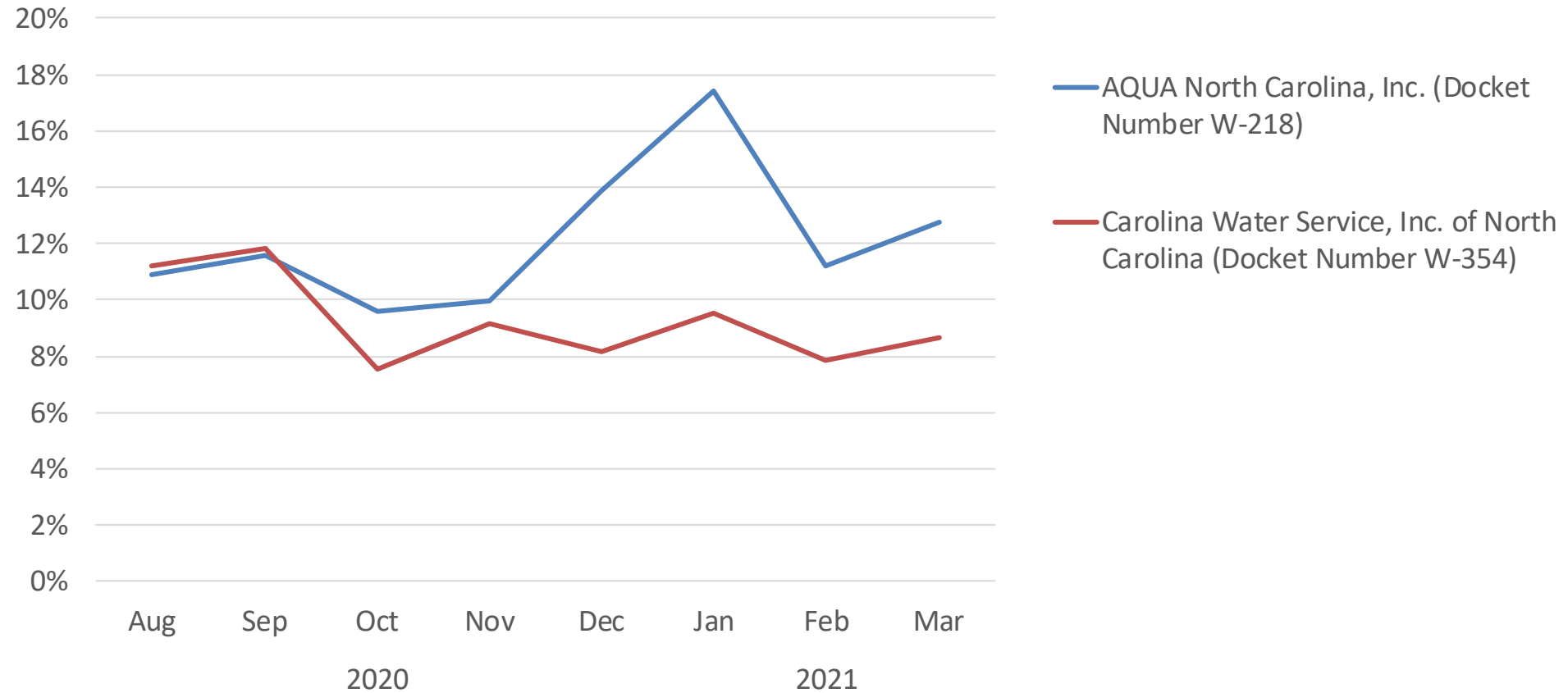
Number of Accounts Considered Past Due at the End of the Month



Source: Data reported by the utility service providers to the North Carolina Utilities Commission.

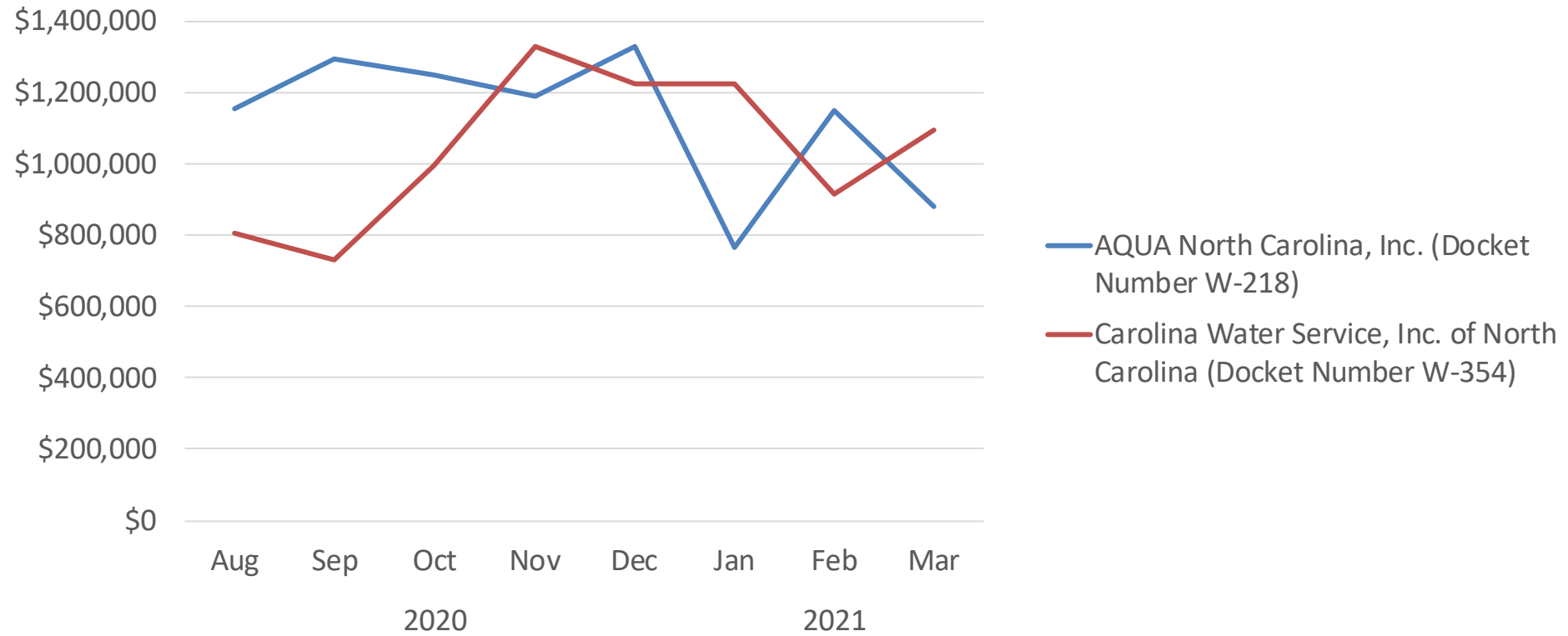


Percentage of Accounts Considered Past Due at the End of the Month



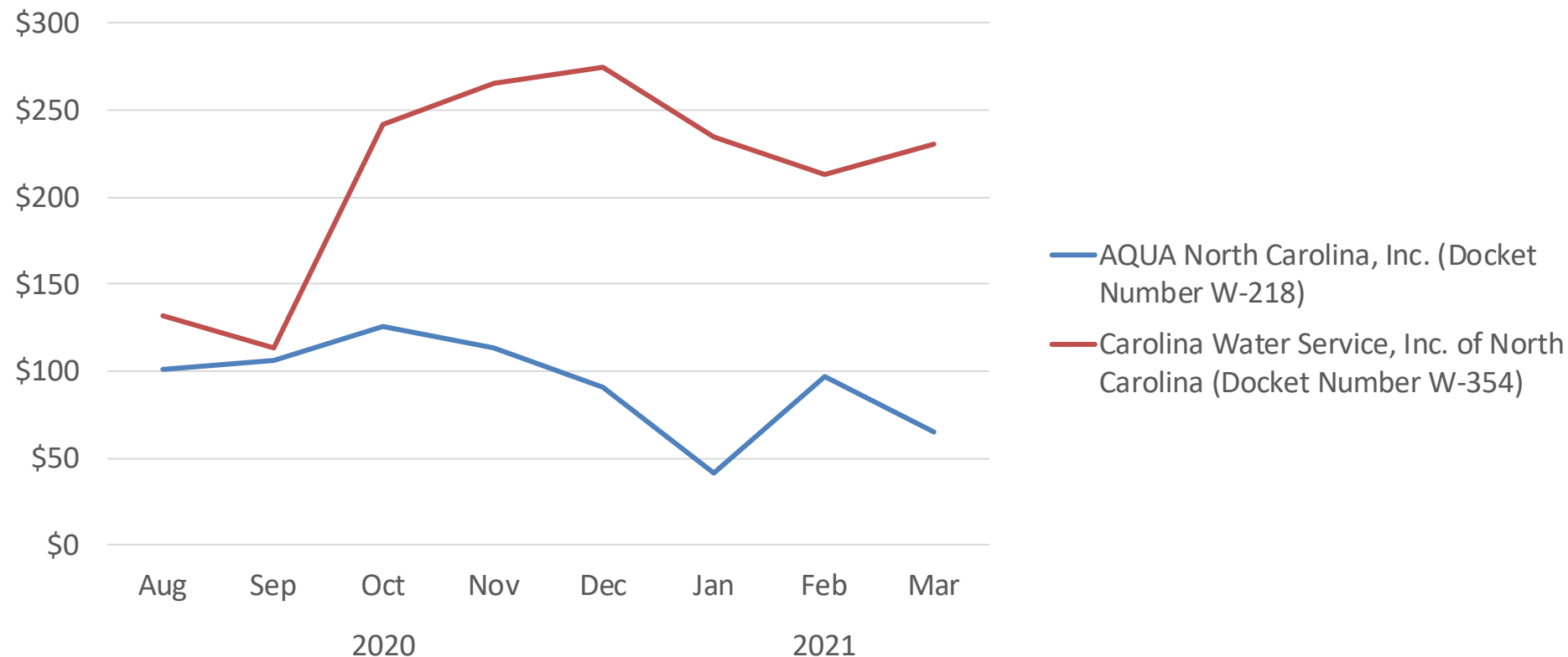
Source: Data reported by the utility service providers to the North Carolina Utilities Commission.

Total Arrears at Least 30 Days Past Due at the End of the Month



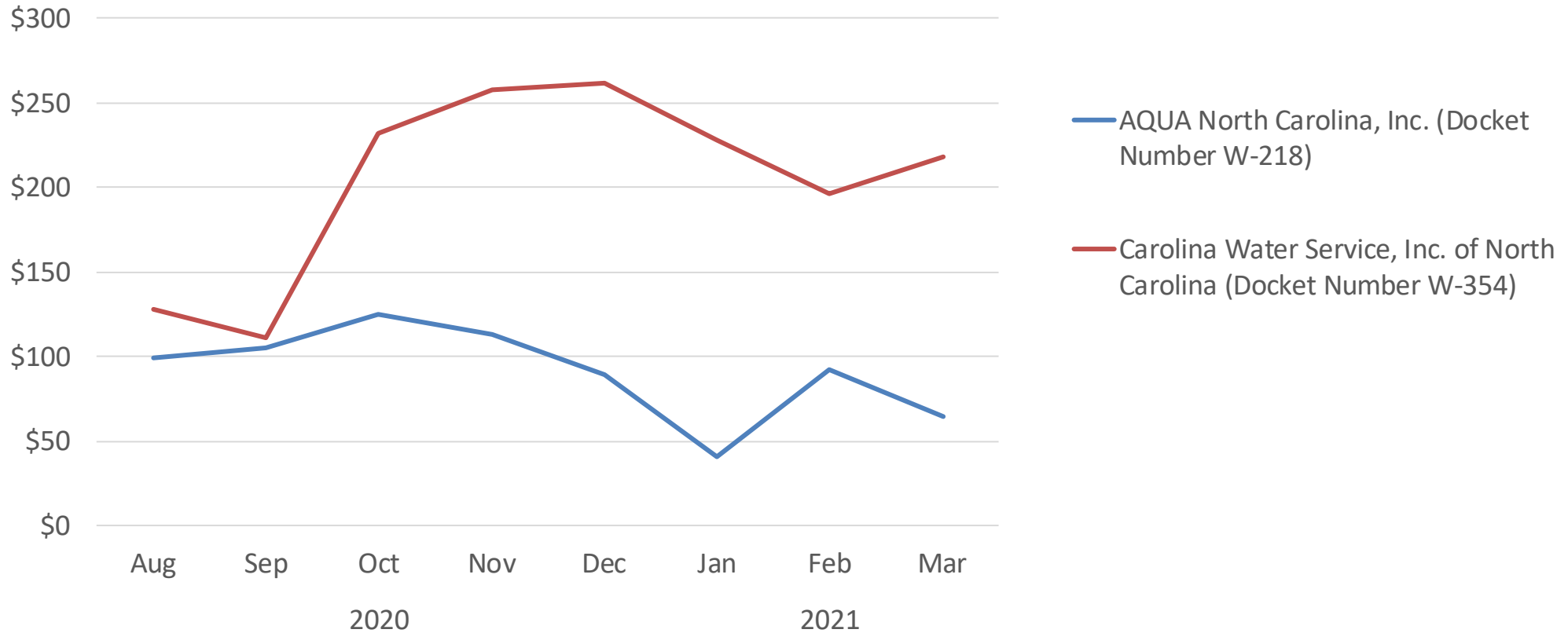
Source: Data reported by the utility service providers to the North Carolina Utilities Commission.

Average Arrears on Past Due Accounts at the End of the Month



Source: Data reported by the utility service providers to the North Carolina Utilities Commission.

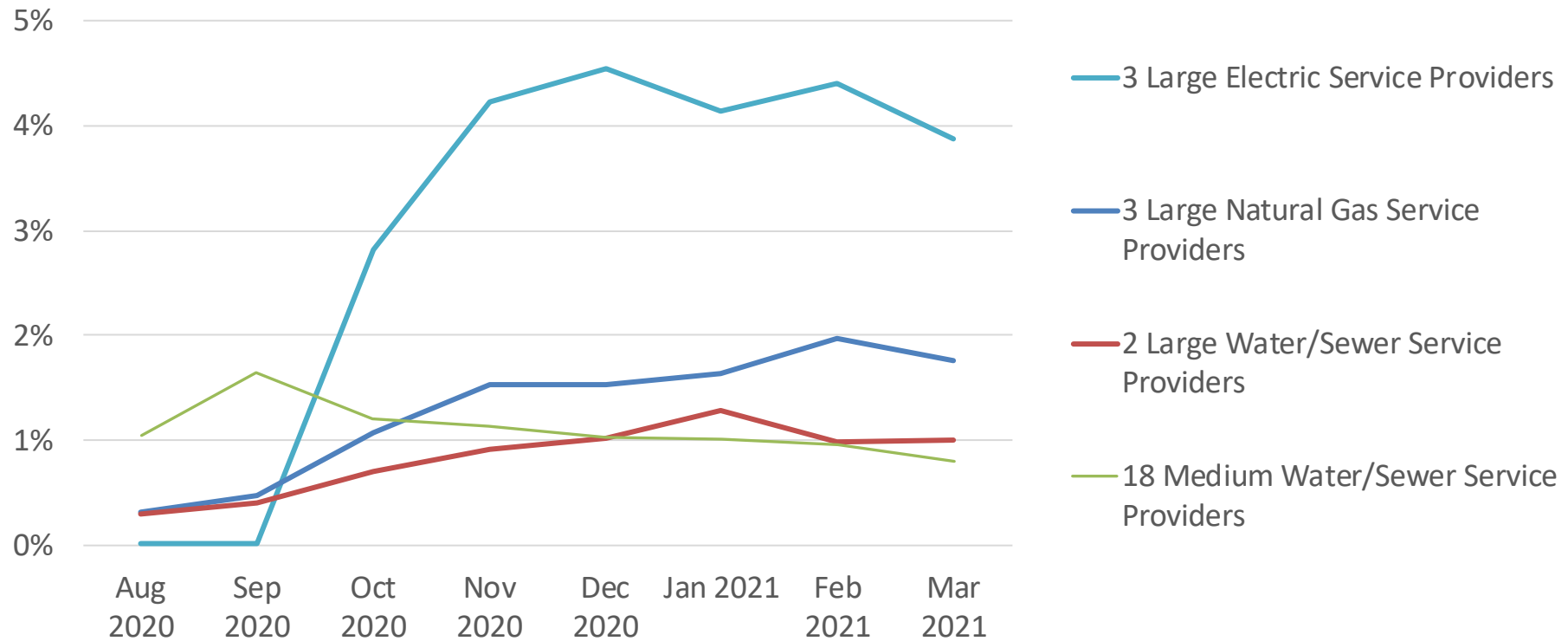
Average Arrears on Past Due Accounts at the End of the Month: Residential Accounts Only



Source: Data reported by the utility service providers to the North Carolina Utilities Commission.

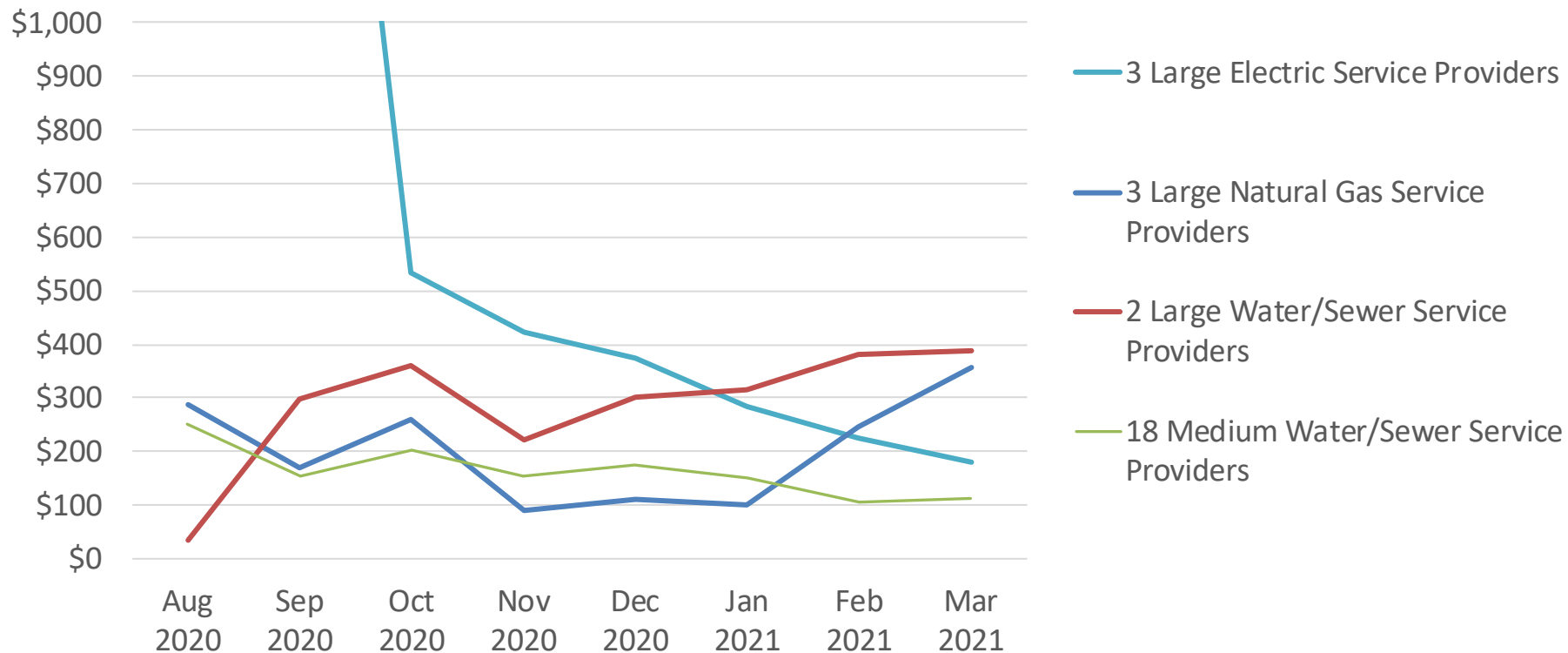
PAYMENT PLANS

Percentage of Accounts on Repayment Plans at the End of the Month



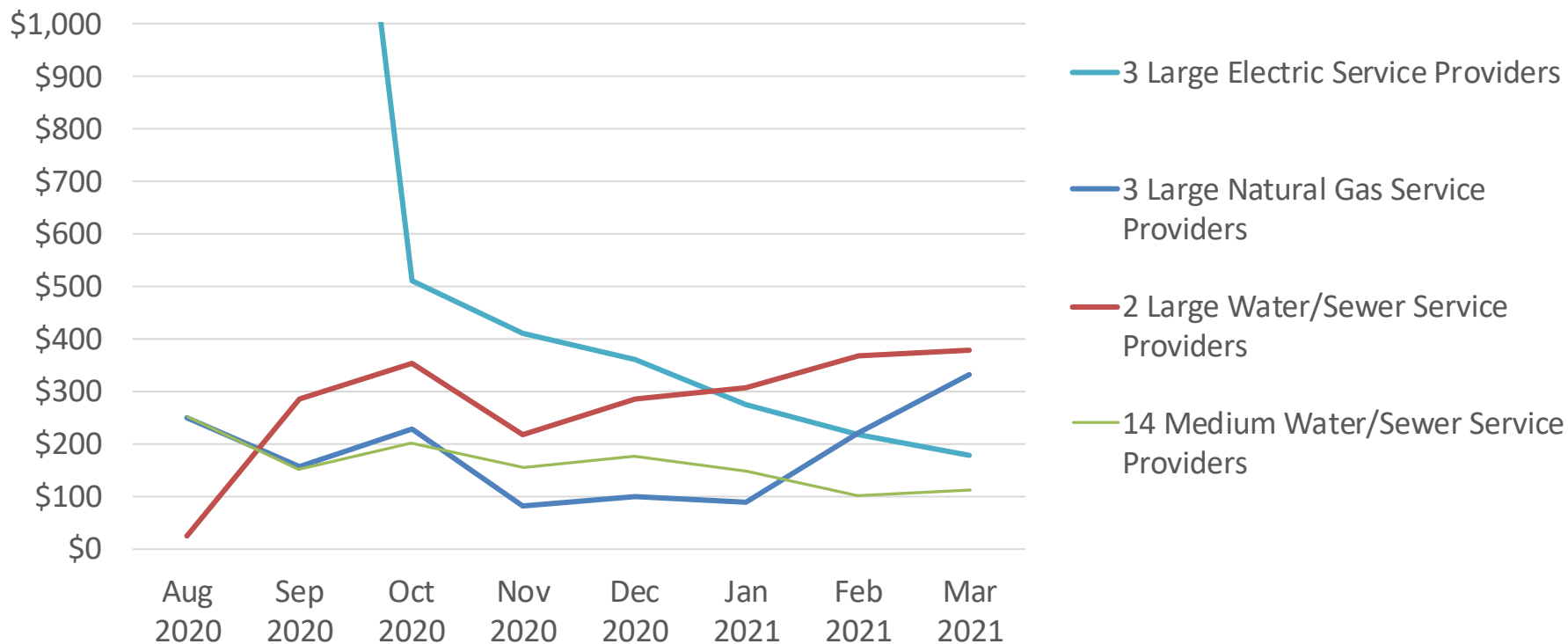
Source: Data reported by the utility service providers to the North Carolina Utilities Commission. Includes only utilities that reported data every single month since August 2020.

Average Balance on Repayment Plans at the End of the Month



Source: Data reported by the utility service providers to the North Carolina Utilities Commission. Includes only utilities that reported data every single month since August 2020.

Average Balance on Repayment Plans at the End of the Month: Residential



Source: Data reported by the utility service providers to the North Carolina Utilities Commission. Includes only utilities that reported data every single month since August 2020.

Additional Information

- This report, as well as the raw data reported by the jurisdictional utilities, will be filed in NCUC Docket No. M-100, Sub 158, which is publicly available on the Commission's website.
- Please contact Ellen Burns at eburns@ncuc.net or Warren Hicks at whicks@ncuc.net, if you have any questions or if you would like to be provided with any additional information.